

PROJECT	DATE
TYPE	QTY

# Modular Series Galaxy Panels

## Modular Wall Surfacing

### Galaxy Panel Pattern 5A - Mezanine Application



### Galaxy Panel Pattern 1B - Moonscape Application



#### DESCRIPTION:

Impact Lighting's GALAXY PANELS are designed as wall surfacing system that work in multiples to create a continuous, sculptural lit wall. Galaxy Panels interlock ensuring panel-to-panel alignment. Repeating panels accommodate all size walls and can be trimmed on-site for a custom fit. Panel sizes range from 2 feet to 8 feet with custom sizes available.

#### FEATURES:

- Standard and custom panel designs
- Durable and lightweight expanded PVC foam board
- Variety of LED colors available
- Dimmable (optional)
- Color changing modes (optional)
- Works with stand alone controllers and power supplies (Optional controllers and power supplies available)
- Standard drywall hardware included

#### SPECIFICATIONS

Panel Size	2'x2", 4'x4', 4'x8', Custom sizes available
Max Voltage	12V, 24V, 120/240VDC
LED Colors	(RGB) Red Green Blue, (RGBW) Red Green Blue, White, (RGBWW) Red Green Blue, Warm White, (RGBCW) Red Green Blue, Cool White, (WW) Warm White, (CW) Cool White
Lamp Life	30,000 hours (average life)
IP rating	IP26 (outdoor ratings available)
Mount	Cleat
Average Watts Per Foot	18

**ORDERING** Example: **GWP- 1B-4x4-RGBW-12-RS232** (galaxy wall panel, moonscape pattern, 4 foot panels with Red, Green, Blue plus White LEDs, 12V power supply and an Advanced RS232 Controller option)

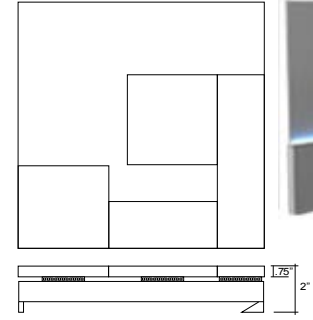
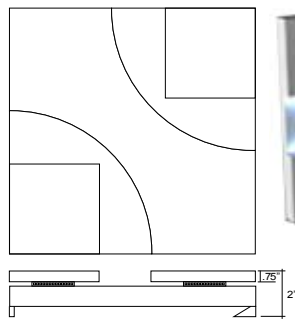

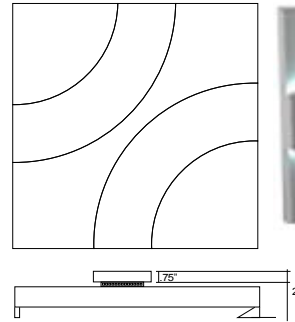
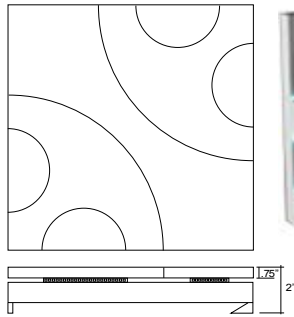
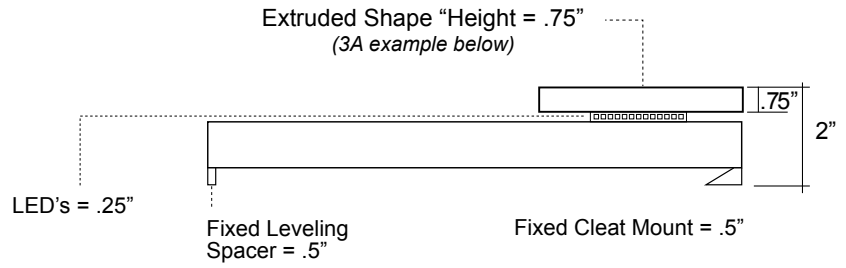
MODEL	PATTERN	SIZE	LED COLOR	POWER	ACCESSORIES
<b>GWP</b>	-	-	-	-	
Galaxy Wall Panel	<b>1A</b> - Wave <b>2A</b> - Sonic <b>3A</b> - Deco <b>4A</b> - Galaxy <b>5A</b> - Mezanine <b>1B</b> - Moonscape <b>2B</b> - Weave <b>C</b> - Custom	<b>2x2</b> - 2 feet square <b>4x4</b> - 4 feet square <b>4x8</b> - 4 foot x 8 foot <b>CS</b> - Custom <i>(specify custom size above)</i>	<b>RGB</b> - Red, Green, Blue <b>RGBW</b> - Red, Green, Blue, White <b>RGBWW</b> - Red, Green, Blue, Warm White <b>RGBCW</b> - Red, Green, Blue, Cool White <b>WW</b> - Warm White <b>CW</b> - Cool White	<b>12</b> - 12V <b>24</b> - 24V <b>120</b> - 120 / 240V	<b>RF</b> - Remote Controller <b>DMX</b> - DMX Controller <b>DMXWIFI</b> - DMX Decoder w/WiFi* <b>RS232</b> - Advanced RS232 Controller <b>RS232WIFI</b> - Advanced RS232 Controller w/Wifi*  <i>* works with iphone or ipad only</i>

### IMPACT LIGHTING


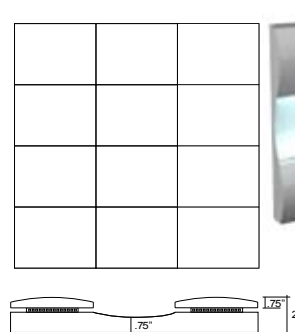
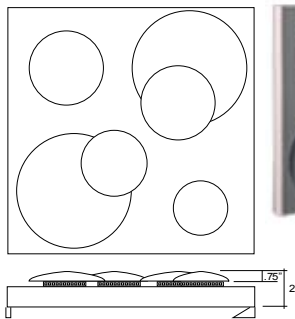
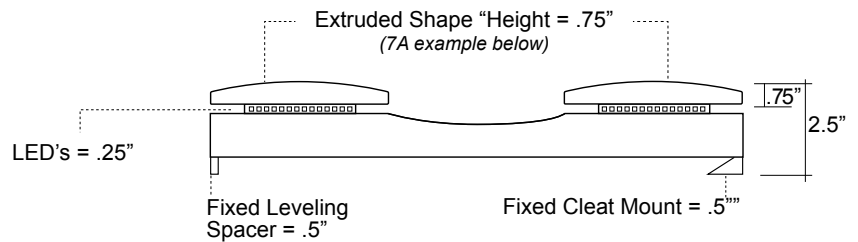
2101 West Central Blvd. Orlando, Florida 32805 USA • Phone: 1.800.507.5714 • Email: sales@impactlightinginc.com

[www.impactlightinginc.com](http://www.impactlightinginc.com)

**Galaxy Panel Flat Panel Dimensions:**  
Standard height for all panels = 2" including mount



**Galaxy Panel Curved Panel Dimensions:**  
Standard height for all panels = 2.5" including mount



**IMPACT LIGHTING**